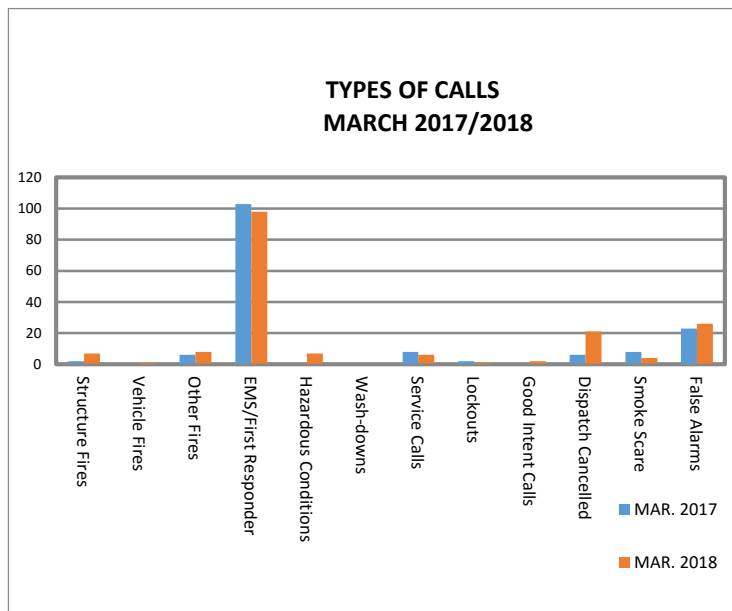




MARCH 2018 SUMMARY REPORT

The following information is a report of departmental activity for the Webster Fire Department for the month of March 2018.

	MARCH 2017	MARCH 2018
Structure Fires	2	7
Vehicle Fires	0	1
Other Fires	6	8
EMS/First Responder	103	98
Hazardous Conditions	0	7
Wash-downs	0	0
Service Calls	8	6
Lockouts	2	1
Good Intent Calls	0	2
Dispatch Cancelled	6	21
Smoke Scare	8	4
False Alarms	23	26
Total Runs	158	181



AVERAGE RESPONSE TIMES MARCH 2018

*These averages are from the time of the 911 notification to the time the first unit is on scene.

Webster	3:59
Outside Webster	8:17

CALLS FOR SERVICE	MARCH 2017	MARCH 2018
Average calls per day	5.09	5.84
Simultaneous calls	6	17
Busiest day of the week	Thursday	Thursday
Least busiest day of the week	Saturday	Sunday/Monday

TOTALS	158	181
---------------	------------	------------

CALLS BY DISTRICT	MARCH 2017	MARCH 2018
West (West of Hwy3)	109 (69%)	116 (64%)
East (East of Hwy 3)	44 (28%)	48 (27%)
Outside Webster	5 (3%)	17 (9%)

TOTALS	158	181
---------------	------------	------------

CALLS BY DAY OF WEEK	MARCH 2017	MARCH 2018
Sunday	26	17
Monday	28	17
Tuesday	23	25
Wednesday	21	23
Thursday	30	40
Friday	18	34
Saturday	12	25

TOTALS	158	181
---------------	------------	------------

PERCENTAGE OF CALLS BY SHIFT	MARCH 2017	MARCH 2018
<u>Shift "A"</u> :	49 (31%)	67 (37%)
<u>Shift "B"</u> :	52 (33%)	47 (26%)
<u>Shift "C"</u> :	57 (36%)	67 (37%)

TOTALS	158	181
---------------	------------	------------

TIME ANALYSIS SUMMARY

Busiest time of day

Least busiest time of day

MARCH 2017

2⁰⁰ p.m. to 5⁰⁰ p.m.

3⁰⁰ a.m. to 6⁰⁰ a.m.

MARCH 2018

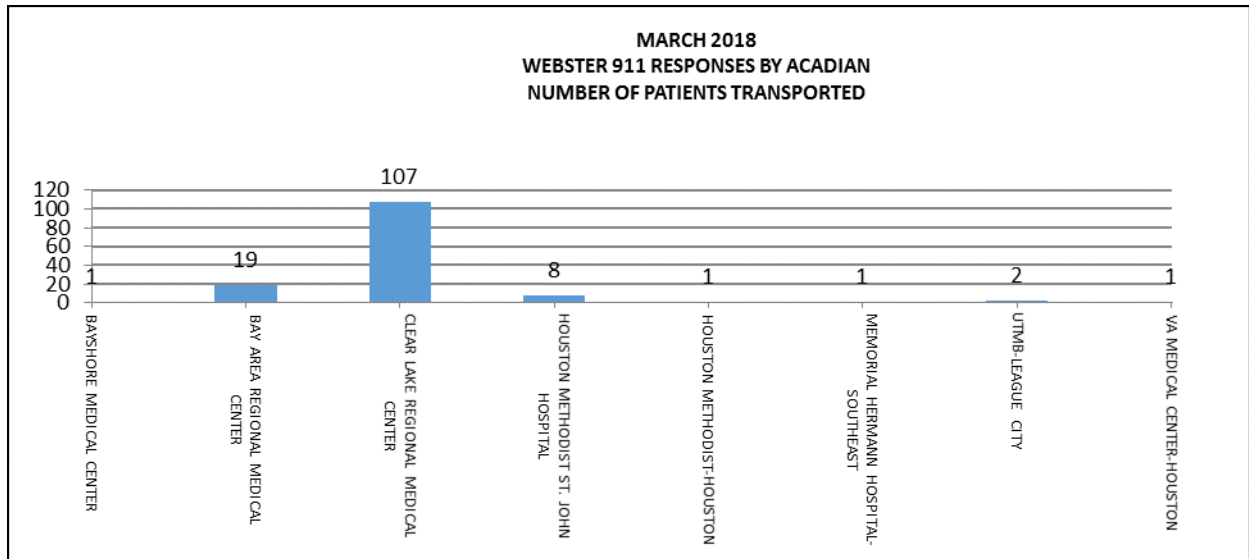
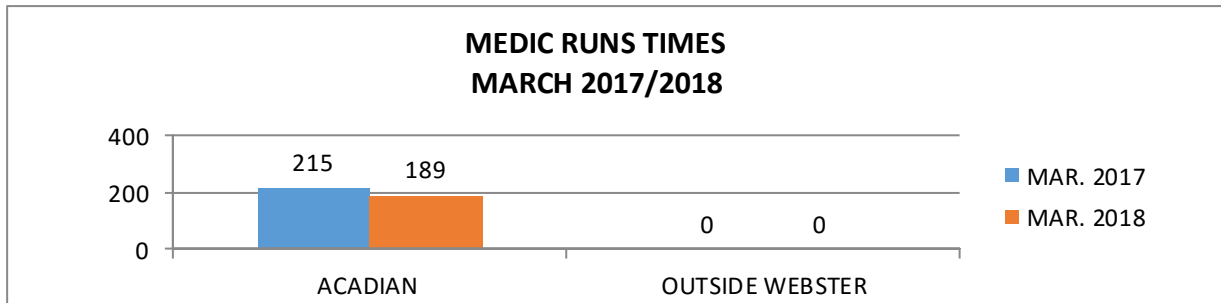
3⁰⁰ p.m. to 6⁰⁰ p.m.

2⁰⁰ a.m. to 5⁰⁰ a.m.

CONTRACTED MEDICAL RESPONDER INFORMATION

MARCH 2018

RESPONDER	NUMBER OF RUNS	AVG RESPONSE TIME
ACADIAN	189	3:46
OUTSIDE WEBSTER	0	

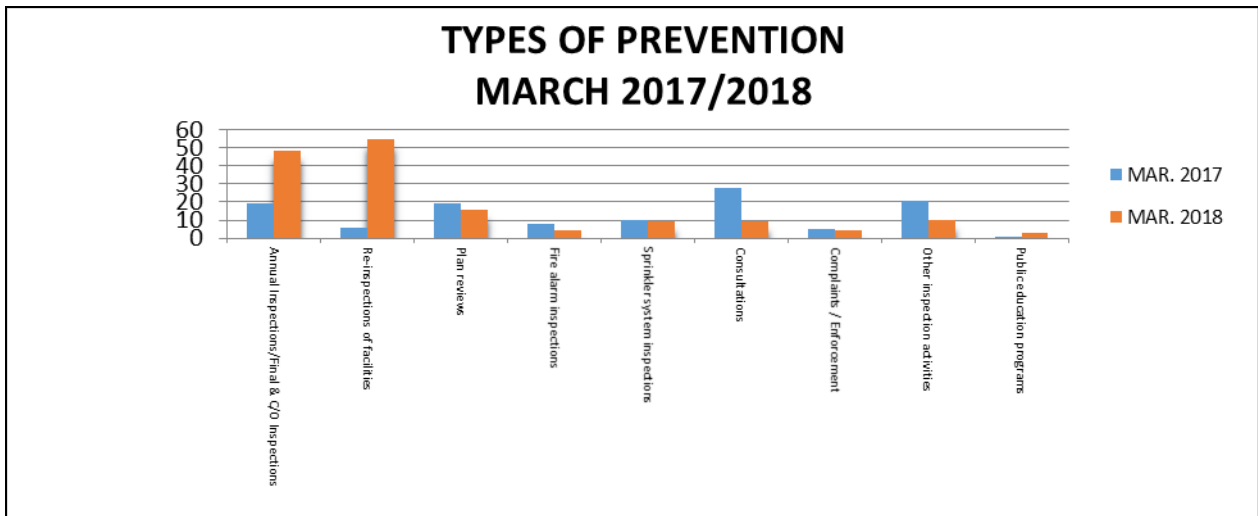


FIRE PREVENTION DEPARTMENT UPDATE

The Fire Prevention Division of the Webster Fire Department is responsible for the annual and biannual fire inspections of all of the schools and businesses within our city. This Department also does the plan review of all new construction and renovations in partnership with the Building Department and other related city departments.

ACCOMPLISHMENTS	MARCH 2018	YEAR-TO-DATE
Annual Inspections and Final or C/O Inspections	48	138
Re-inspections of facilities	55	90
Plan reviews	16	63
Fire Alarm inspections	4	19
Sprinkler system inspections	9	32
Pre-construction (site) meetings	9	50
** Complaints / Enforcement	4	9
** Other inspection activities	10	38
Public Education programs	3	10
TOTAL	158	449

** New categories added to reflect greater accuracy in productivity.





WFD – Special Operations Report - March 2018

Dive Response:

1. Webster Special Operations Unit received three (3) requests for response during March 2018:
 - assisted LCVFD in recovering a stranded jet ski;
 - rescued a woman from her submersed vehicle at the League City boat ramp; and
 - responded to a possible drowning with body recovery in League City; however, WFD was disregarded on scene when the LCVFD Dive Team made the recovery.

Training:

1. Webster Dive Team conducted training with their dry suits and full-face masks.
2. Webster Special Operations conducted training related to dive/rescue boat deployments.

Meeting:

1. The Webster Special Operations Unit members met and discussed future training exercises.

Car Seats:

1. The Webster Fire Department CPS technicians assisted with five (5) car-seat installations during March 2018. Car-seat installations are handled as needed at the fire station, and through participation at special events held at the fire station and outside venues.