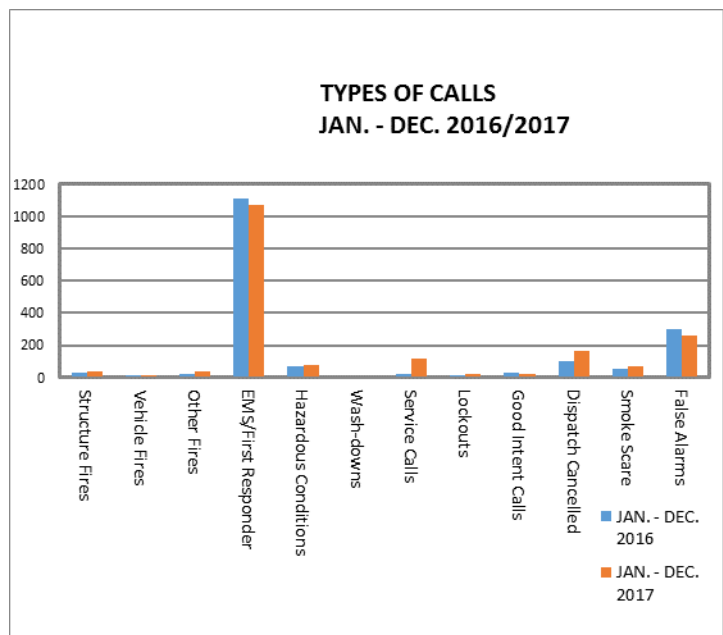




JANUARY - DECEMBER 2017 SUMMARY REPORT

The following information is the 2017 annual report of departmental activity for the Webster Fire Department.

	JAN. - DEC. 2016	JAN. - DEC. 2017
Structure Fires	29	36
Vehicle Fires	14	16
Other Fires	23	42
EMS/First Responder	1108	1072
Hazardous Conditions	70	80
Wash-downs	0	0
Service Calls	26	119
Lockouts	18	21
Good Intent Calls	33	20
Dispatch Cancelled	102	168
Smoke Scare	56	70
False Alarms	298	262
Total Runs	1,777	1,906



AVERAGE RESPONSE TIMES JAN. - DEC. 2017

*These averages are from the time of the 911 notification to the time the first unit is on scene.

Webster 4:52
 Outside Webster 7:28

CALLS FOR SERVICE	JAN. – DEC. 2016	JAN. – DEC. 2017
Average calls per day	4.87	5.222
Simultaneous calls	120	154
Busiest day of the week	Tuesday	Sunday
Least busiest day of the week	Sunday	Friday
TOTALS	1,777	1,906

CALLS BY DISTRICT	JAN. – DEC. 2016	JAN. – DEC. 2017
West (West of Hwy3)	1,264 (71%)	1,300 (68%)
East (East of Hwy 3)	441 (25%)	503 (26%)
Outside Webster	72 (4%)	103 (6%)
TOTALS	1,777	1,906

CALLS BY DAY OF WEEK	JAN. – DEC. 2016	JAN. – DEC. 2017
Sunday	218	293
Monday	275	268
Tuesday	278	273
Wednesday	226	277
Thursday	270	287
Friday	263	251
Saturday	247	257
TOTALS	1,777	1,906

PERCENTAGE OF CALLS BY SHIFT	JAN. – DEC. 2017
<u>Shift “A”</u> :	644 (34%)
<u>Shift “B”</u> :	651 (34%)
<u>Shift “C”</u> :	611 (32%)
TOTALS	1,906

TIME ANALYSIS SUMMARY

Busiest time of day

Least busiest time of day

**JAN. – DEC.
2016**

3⁰⁰ p.m. to
6⁰⁰ p.m.

3⁰⁰ a.m. to
6⁰⁰ a.m.

**JAN. – DEC.
2017**

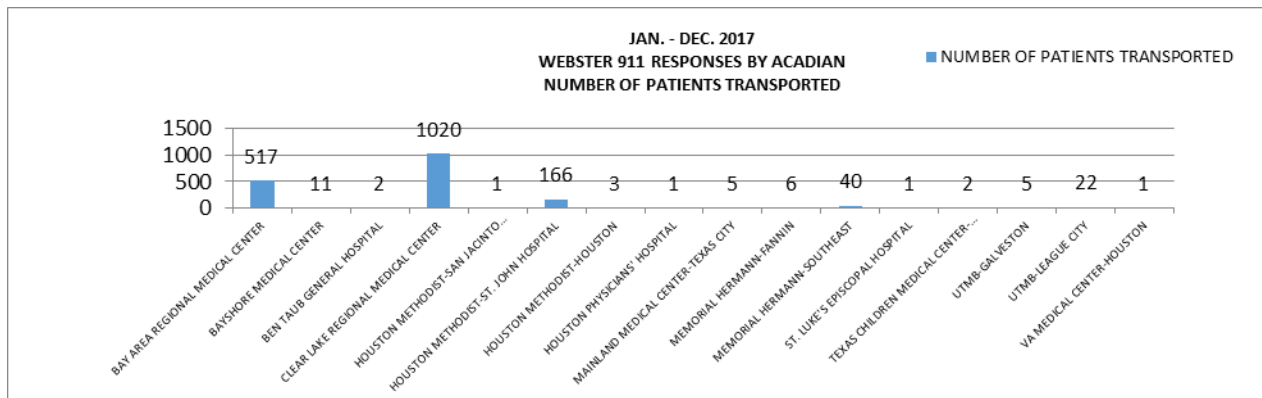
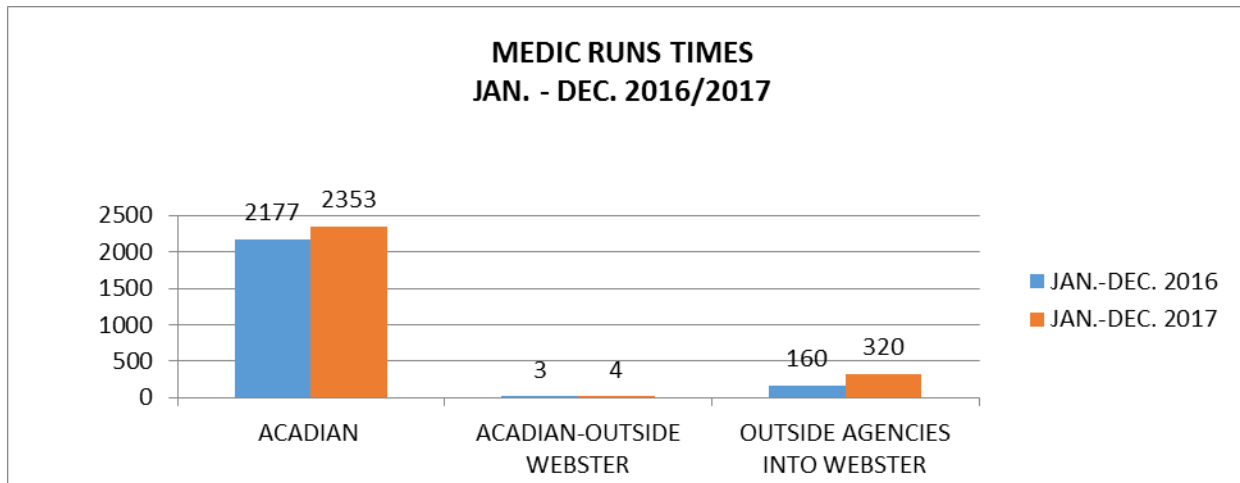
2⁰⁰ p.m. to
5⁰⁰ p.m.

3⁰⁰ a.m. to
6⁰⁰ a.m.

CONTRACTED MEDICAL RESPONDER INFORMATION

JANUARY - DECEMBER 2017

RESPONDER	NUMBER OF RUNS	AVG RESPONSE TIME
ACADIAN:	2353	3:54
OUTSIDE WEBSTER:	04	
OUTSIDE AGENCIES INTO WEBSTER:	320	



FIRE PREVENTION DEPARTMENT UPDATE

The Fire Prevention Division of the Webster Fire Department is responsible for the annual and biannual fire inspections of all of the schools and businesses within our city. This Department also does the plan review of all new construction and renovations in partnership with the Building Department and other related city departments.

ACCOMPLISHMENTS	JAN. - DEC. 2016	JAN. - DEC. 2017
Annual Inspections and Final or C/O Inspections	211	208
Re-inspections of facilities	101	47
Plan reviews	192	269
Fire Alarm inspections	101	57
Sprinkler system inspections	114	93
Pre-construction (site) meetings	94	214
** Complaints / Enforcement	64	48
** Other inspection activities	167	119
Public Education programs	36	17
TOTAL	1080	1072

** New categories added to reflect greater accuracy in productivity.

